

Dynamic and Graphical Web Page Breakpoints

John J. Barton
IBM Research - Almaden
650 Harry Road
San Jose CA, 95032
johnjbarton@johnjbarton.com

Jan Odvarko
Mozilla Corporation
650 Castro Street
Suite 300
Mountain View, CA, 94041-2021
odvarko@gmail.com

ABSTRACT

Breakpoints are perhaps the quintessential feature of a debugger: they allow a developer to stop time and study the program state. Breakpoints are typically specified by selecting a line of source code. For large, complex, web pages with multiple developers, the relevant source line for a given user interface problem may not be known to the developer. In this paper we describe the implementation of breakpoints in dynamically created source, and on error messages, network events, DOM mutation, DOM object property changes, and CSS style rule updates. Adding these domain-specific breakpoints to a general-purpose debugger for Javascript allows the developer to initiate the debugging process via Web page abstractions rather than lower level source code views. The breakpoints are implemented in the open source Firefox project, version 1.5, for the Firefox Web browser.

Categories and Subject Descriptors

D.2.5 [Software Engineering]: Testing and Debugging—*breakpoints*

General Terms

Reliability

Keywords

debugging Javascript Web Firebug dynamic debugger HTML CSS breakpoints

1. INTRODUCTION

Web pages have become complex applications. Steady design, development, and deployment of standardized Web programming interfaces allowed Javascript code to create interesting and effective interactive applications by modifying CSS and HTML in the page. The introduction of XMLHttpRequest for asynchronous data update allows pages to be more responsive by delaying data loading and more timely by refreshing data after initial page load. These improvements caused Web page development to shift server side to client side: the “Web 2.0” phenomenon.

For more complex Web applications, developers face a significant challenge to start the debugging process. In principle, a developer with a complete understanding of a program

knows which line of code to break on for any given problem. In practice, this fails for several reasons. Developers can't remember all of the code in a large program[14, 6]. They employ advanced programming frameworks that make predicting code paths more complex. They work in teams and consequently they don't know all of the code. For these reasons setting breakpoints by navigating through source code is not always the most effective or convenient solution.

In this paper we extend breakpoints for web debugging beyond the standard source code breakpoints. These include breakpoints in dynamically generated code where there may be no source file. We also describe breakpoints on events like object-property updates, error conditions, asynchronous network events, and markup element changes. These breakpoints allow the debugger and therefore the developer to scale up to much larger, more dynamic, multi-developer projects.

By integrating breakpoints with runtime events as we do here, the developer halts into code based on errors, graphical changes, or network events operations. That means they don't need to know all of the code to start debugging. Rather, they enter the salient source code based on the user-interface issue they wish to investigate. If they wrote the code, this form of breakpoint will help them recall the design and begin new development work even if some time has passed since they last studied the source. If the user-interface operation is implemented in a framework, they can use the call-stack in the debugger's user interface or single line-stepping to navigate into code they control and understand. And if they are working on code written by others, these kinds of breakpoints help them understand the relationship between the application's operation and the source code.

These additional breakpoint features convert a Javascript debugger from a general-purpose source code debugger into a domain-specific debugger for Web pages. For the purpose of setting breakpoints, the developer thinks in terms of Web page abstractions like HTML elements, AJAX events, and so on. Only when the breakpoint hits do they need to consider the underlying source code issues. And at that point Firebug's integrated presentation of program objects with graphical objects supports more rapid program understanding.

Another way to describe the advantage of these kinds of breakpoints is 'recall' vs 'recognize' models for information retrieval. Conventional breakpoints support 'recall': the user remembers the source location and searches for it directly. The breakpoints we describe here support 'recognize':

Copyright is held by the International World Wide Web Conference Committee (IW3C2). Distribution of these papers is limited to classroom use, and personal use by others.

WWW 2010, April 26–30, 2010, Raleigh, North Carolina, USA.
ACM 978-1-60558-799-8/10/04.

the user arrives at the source line by operating on the application user interface. For example, the developer may inspect the end-user view with a graphical element selector in the debugger like Firebug’s “inspect” feature, then break when the element is changed by Javascript code. In this case there is no “recall” of source, the breakpoint is entirely by browsing.

Our contribution here is some novel breakpoints, a comprehensive approach to Web page breakpoints, and implementation solutions in Firefox, a modern, extensible web browser. We start with some background on the debugger then describe the user experience for each kind of breakpoint. Some kinds resemble breakpoints in debuggers for other languages. Some are novel, enabled by the combination of Firefox and Firebug’s integration of Javascript and HTML/CSS. Then we describe their implementation, then conclude with related and future work. The interested reader can follow along with Firebug 1.5 and the on-line demonstration pages[1]. We will use the abbreviation XHR for XMLHttpRequest, and DOM for Document Object Model; as is conventional we will use DOM to mean the concrete data structure backing the Web page as well as the abstract architecture.

2. BACKGROUND

The debugger we extend is “Firebug”[3]. In 2006, Joe Hewitt combined ideas from his previous work on DOMi, the Mozilla document object model inspector[4], with a Javascript debugger to create a “Web page debugger”. The Firebug user interface opens in the bottom of a Web page (see Fig. 1). It contains a toolbar on top of a set of panels labeled Console, HTML, CSS, Script, DOM and Net. (Other panels can be added by extensions). Each panel renders information from inside of the DOM for the Web page. For example, the HTML panel shows the elements of the DOM rendered as HTML. This is not the source HTML but rather the HTML after it has been transformed by Javascript in the page.

Firebug’s Javascript support included conventional “breakpoints”. To use a breakpoint, a developer navigates to a representation of a source file, selects a line of source code and clicks on the left side of the line (see Fig. 1). A red dot marks the line as “having a breakpoint”. Then the developer runs the program. Whenever the Javascript runtime executes that line of code, the debugger “hits the breakpoint”. It halts the execution of the Web page Javascript and begins to execute debugger code to support the developer in understanding the program state in the now frozen Web application. Rather than examining memory directly, Firebug allows you to examine the graphical state of the user interface using the abstractions of HTML and CSS rather than only those of Javascript. The developer has a graphically-integrated live-object view of the web page at an execution point in their program.

3. USER EXPERIENCE

In the following sections we describe new breakpoints that help the developer understand more complex Web applications.

3.1 Breakpoints in Javascript from `eval()`

Javascript supports the creation of new executable functions at runtime with the `eval()` function. The function

takes a string argument and compiles it; the functions defined in the string are available immediately thereafter. In a common use of `eval()`, the string arrives in an XMLHttpRequest. For example, the ‘dojo’ javascript framework uses `eval()` in the conditional construction of an application[2]. However, the string can be computed at runtime in many ways and for many purposes.

Since the string argument to `eval()` may not be related to any source file, the Javascript compiler associates no source file name to the compiled functions. As a result, without something like the implementation we describe in this paper, the functions from `eval()` are not supported for debugging.

With our support, the user experience is wonderfully unsurprising. By default, the debugger provides a stable but hidden file name and all of the remaining debugger infrastructure and user interface features work as for static sources (See Fig. 2).

When `eval()` is used extensively and especially when the string being compiled corresponds to a source file, the default of a short fragment of source can be confusing. In these cases the developer may append a special comment to the `eval()` argument. The comment contains the file name after the string `sourceURL=` (see Fig. 3). This comment can be appended at any time before the `eval()` call. If the `eval()` string corresponds to a file, the URL can be appended to the source file. When this comment is used, the entire debugging experience is as if the source had been loaded from a `script` tag with the `src=` attribute set to the value of the `sourceURL=` value in the comment.

3.2 Breakpoints on Errors

In a Web browser, errors do not typically halt execution. Javascript syntax errors abort the compile of a single file; CSS or HTML errors abort the processing of only the containing syntax unit; uncaught Javascript exceptions halt only the event handler that raise them. While this gives the Web page user as good an experience as possible given that something is wrong, developers are left without context for errors beyond file and line information in the error message.

Firebug offer three approaches to get more information. First, the developer can set an option to ask that the call stack be recorded at each error. Second, the developer can use Firebug’s Console panel to set a break point on the source line of the error. Third, the developer can set Firebug to break on the next error, no matter where it occurs. We will give more detail on the second and third cases.

When Firebug is enabled for a Web page, errors occurring in the page are signaled to the developer with a red error counter in the browser’s status bar across the bottom. Clicking on the error count opens Firebug on the Console panel (or selects the Console panel if Firebug was open). The error message shows as a line along with a stack trace to the problem and one line of source, showing where the error occurred. The developer clicks on the left end of the line to set a breakpoint on the source code line. This is a simple form of setting breakpoints by navigation: the developer need not know or look at the complete source to set the breakpoint. To trigger the breakpoint, the page is operated again to reproduce the condition that caused the error.

To break on the next error, the developer clicks the Console panel’s “pause” button. This “arms” the feature, meaning that we don’t break in to the debugger until the next error. The user-interface signals this change in state by chang-

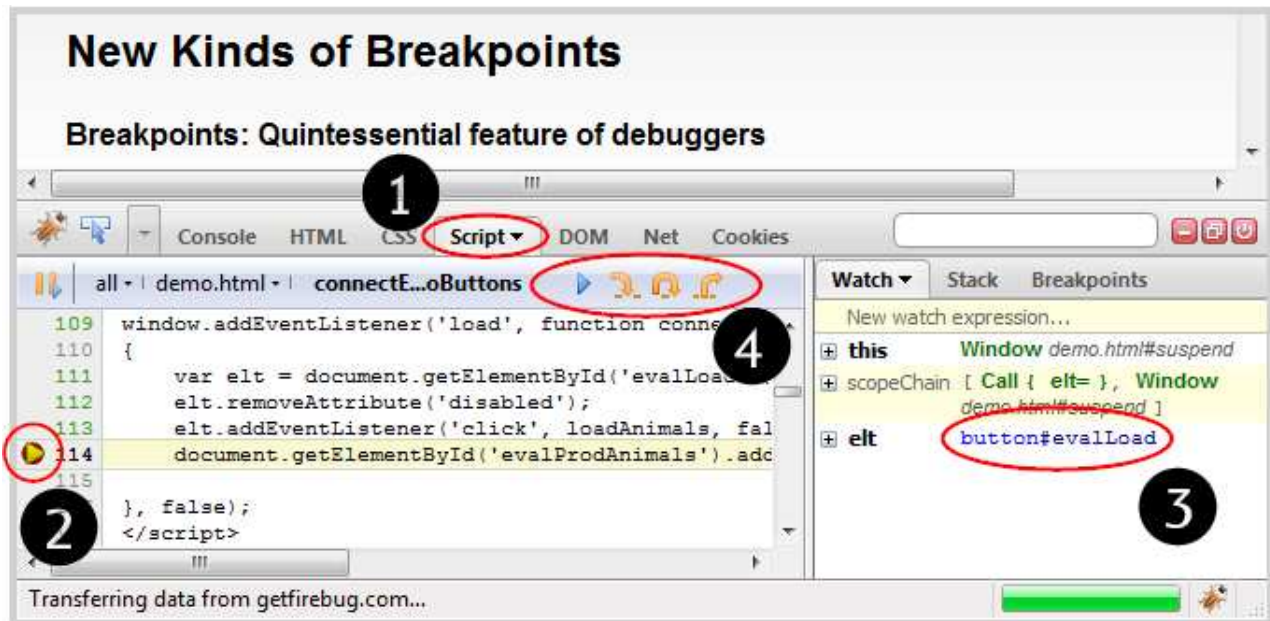


Figure 1: Lower part of a Web page with the Firebug debugger open. The developer has selected the Script panel (tab labeled 1) and set a breakpoint on line 114 (red dot under yellow triangle, labeled 2). Then they reloaded the page and hit the breakpoint. Note the file name demo.html to the left and below the Script tab. The yellow triangle and yellow highlight signals the executing line. Variables in the runtime are summarized to the left and values are summarized in terms of the DOM. For example, the variable “elt” is summarized as an HTML button with id of evalLoad (label 3). Place the mouse over the word button highlights the corresponding part of the Web page. The developer studies the state then moves forward in execution with the continue or step controls (label 4).

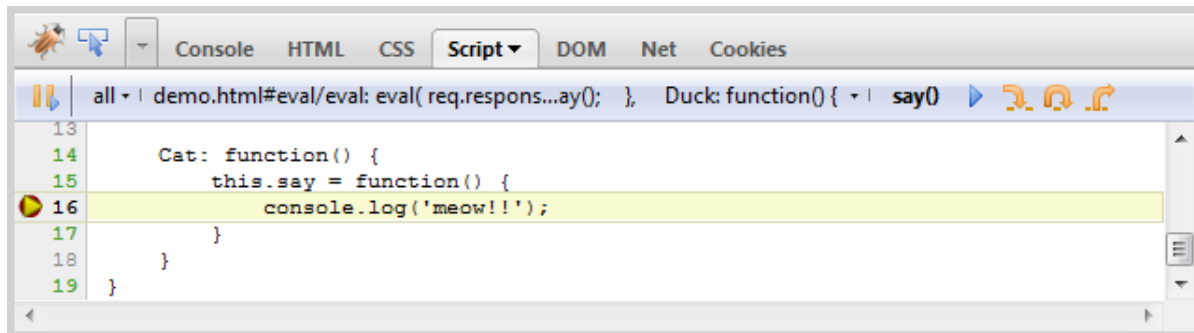


Figure 2: Part of the Firebug Script panel when we have set and then hit a breakpoint in a dynamically compiled Javascript function. The red dot appears when we click in the left gray column to show that a breakpoint is associated with the line. Note the file name above the source code reading “demo.html/eval:” followed by some of the source code.

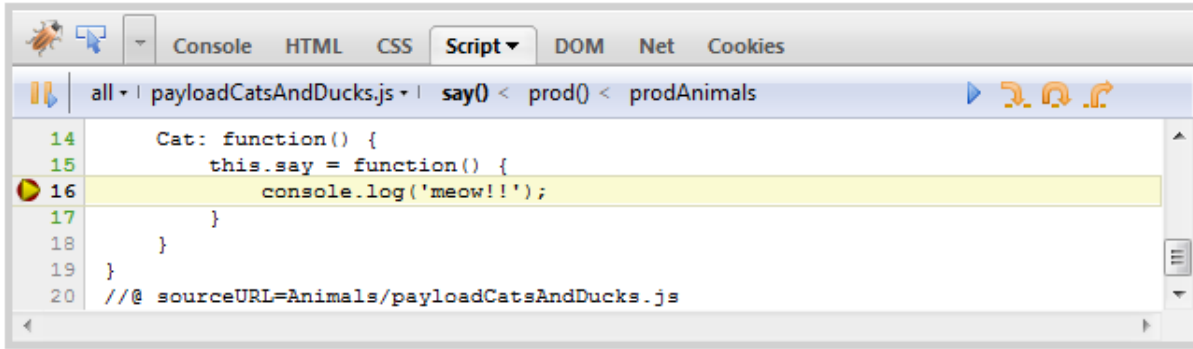


Figure 3: As in Fig. 2, but in this case the developer has appended a special comment (see line 20) to specify the name of the source. Compare the file name here to the comment and to the file name in Fig. 2



Figure 4: Part of Firebug's Console panel when an error has occurred in the Web page. The small plus sign to left of the error message opens the UI to show the call stack. Developers click on the faded red circle to set a breakpoint on the line of the error. The circle will turn dark red. Also note the orange parallel bars ("pause") button used to arm the break-on-next feature.

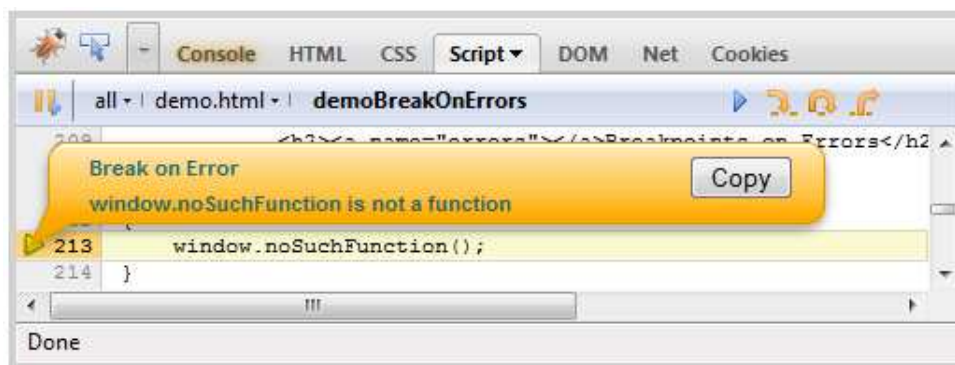


Figure 5: Firebug's Console panel when stopped on a breakpoint after break on next is set. The executing line is highlighted; the error message bubble informs the developer of the error message but also connects the breakpoint event to the break-on-next request in the case that multiple breakpoints may be set.

ing the color of the Console panel label and animating the pause icon to simulate “throbbing” bars. When the breakpoint hits, the user interface switches to the Script panel and the error message is shown (see Fig. 5).

3.3 Breakpoints on Network Events

The XMLHttpRequest introduced asynchronous data update; now more and more web developers are using this technique to replace traditional model where a web page is entirely reloaded every time the user performs an action. The modern XHR approach allows loading additional data or further parts of the application logic without necessity to leave the current page. This dramatically improves usability and responsiveness of a Web application.

Using dynamic XHR pattern for building online applications has an obvious impact on amount of code that developers have to write on the client side. The more code is involved in the network communication, the more effective tools for debugging are required.

Firebug already contained a tool that can be used to monitor and analyze HTTP traffic between a client browser and the server, but there was no integration with the Firebug debugger. To increase developer awareness of the breakpoint feature, we adopt a user interface solution resembling the Script panel. Each XHR appears on a separate line; the XHR lines are styled with a gray cell on the left end, the developer selects a request for breaking by clicking in the left end (see Fig. 6). This is consistent with the source-code line display and breakpoint setting in the Script panel.

Network breakpoints halt Javascript execution when a requests is made to a specific URL (see Fig. 7). To activate the breakpoint, the developer operates the Web page to cause the XHR event. At the breakpoint, the usual debugging operations can be performed and execution can be continued.

When many XHR events occur, the developer may avoid tedious repetitive break/continue operations by using the conditional expressions. A right click on the breakpoint indicator opens a one-line expression input control (See Fig. 8). The developer enters an expression using URL query string parameters or posted data. The breakpoint hits only if the expression evaluates to true at the time of the network event.

In the opposite extreme, the developer can elect to break on the next XHR event of any kind by clicking the yellow “pause” parallel bar icon (see Fig. 6). The feature can be useful to gain understanding of the application when the connection between XHR and Web page user interaction is not well understood or when the XHR event timing is unclear. This feature can be combined with the conditional XHR BP set to `false` to skip XHR events that are understood.

3.4 Breakpoints on HTML (DOM Mutation) Events

Modern Web pages create dynamic user experiences in part by Javascript UI event handlers that add or remove HTML elements or their attributes. The programming model is not modular in graphical space or time: any event handler can change any part of the user interface at any time it is run. The developer then must make the connection between changes in the UI and source code. One way to do this is to inspect the Web page with Firebug, look through the live markup for unique strings, then search the source code for these strings. This activity is time consuming and

distracting.

The HTML breakpoint dramatically illustrates the alternative “recognize” or “browse” approach to breakpoints. As before, a developer inspects the Web page graphical area they want to investigate. The HTML panel updates to show the HTML reconstruction of the current state of the corresponding DOM element (see Fig. 9). The developer right clicks on the element and selects one of “break on attribute change”, child element addition or removal, or element removal. Then they operate the page and the debugger halts on the Javascript code that causes the corresponding mutation (see Fig. 10). Only at this last step does the developer engage with the source code view. The developer need not recall the source of the attribute change, but can arrive at the source when the breakpoint hits.

3.5 Breakpoints on DOM Property Changes

A common feature of debuggers is to break the execution flow when memory is written. In object-based languages, the debugger can express this operation in terms of object changes. Object properties are shown in Firebug as name-value pairs on separate lines in the DOM (for Document Object Model) panel. Following the style of the Net and Script panels, the DOM panel shows a gray area on the left end of the line. To set a breakpoint on a property change, the developer clicks in this gray area (See Fig. 11). When the breakpoint hits, Firebug highlights the source lines causing the modification and a pop-up balloon gives the old and new property values.

3.6 Breakpoints on CSS Style Rule Changes

As for the Net, Script, and DOM panels, the Firebug CSS panel includes a gray column to the left of the style rules. Clicking here sets the breakpoint for changes to the corresponding CSS rule. When the rule changes and the breakpoint hits, the script panel is selected and the source line highlighted as in the other cases.

3.7 Breakpoints support for Extensions

The implementation mechanism used for most of these breakpoints is available for Firebug extensions. This allows extensions that support higher level abstractions outside of Firebug’s core support to implement breakpoints more simply and with a consistent user interface. We implemented breakpoints in FireCookie[10] to ensure that the feature would work in an extension and to give an example for other extension developers.

4. IMPLEMENTATION

Firebug works within Firefox, a production Web browser having an underlying C++ core with a layer of interpreted graphics on top. Firebug works entirely in the interpreted layer, using API calls to extract information from Firefox or to manipulate the Web page.

4.1 Dynamically Created Javascript

To support breakpoints in dynamically created code, we need to associate a unique identifier with the code. This identifier needs to be robust across page reloads, since the dominant paradigm for debugging is to set a breakpoint then reload the page to stop on the breakpoint and examine the browser state. For Javascript source included with the `script` tag, the value of the `src` attribute provides such an



Figure 6: Setting a XHR breakpoint in the Firebug Net panel view. The developer locates the XHR request they wish to break on, and clicks in the left column. The red dot gives the user feedback that the breakpoint is set.

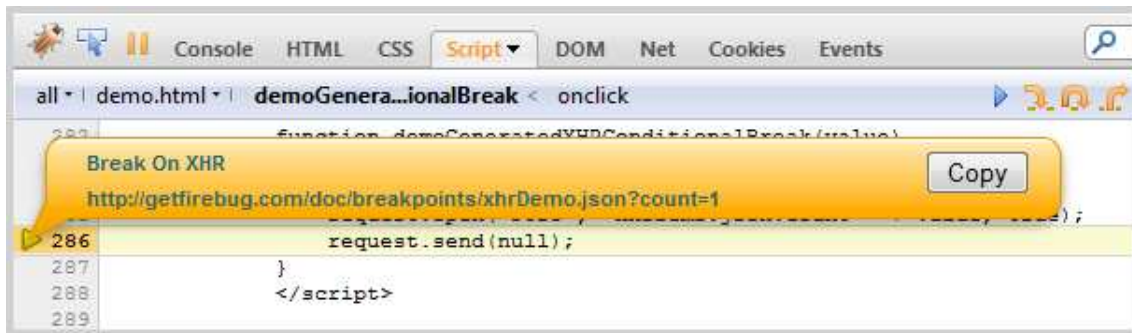


Figure 7: Hitting a XHR breakpoint in the Firebug Script panel view. The cause of the breakpoint is given in a popup bubble over the source code line.



Figure 8: Breakpoint condition editor for the Net panel XHR event

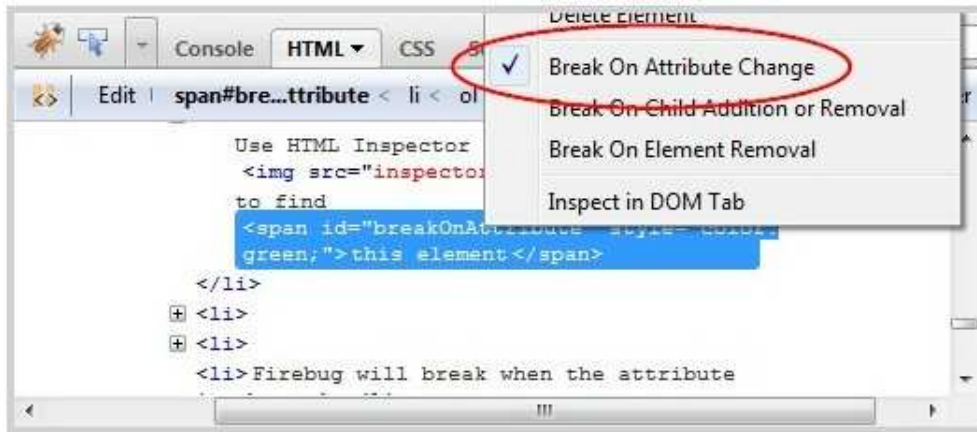


Figure 9: Setting an attribute breakpoint in the Firebug HTML panel view. The developer locates the element using Firebug’s inspector then uses the contextual menu to set a “break on attribute change”.

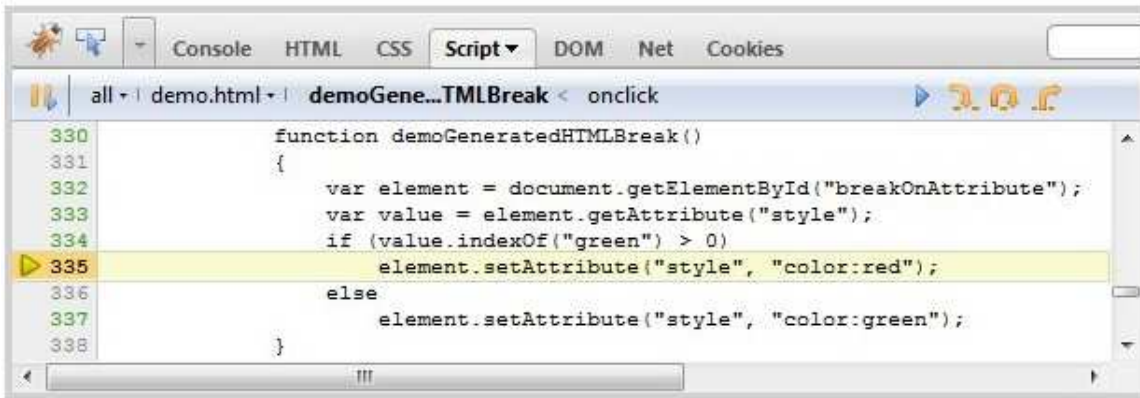


Figure 10: A part of the Firebug UI when a developer has hit a breakpoint set by selecting “Break On Attribute Change” as shown in Fig. 9. Note that this may be the first time the developer sees the source code, all previous operations to set the breakpoint are graphical.



Figure 11: Part of the Firebug DOM panel, showing a breakpoint set on a property of an object.

identifier. Dynamic functions have no source file as far as the browser is concerned. The compiler sees only a string, the argument to `eval(str)`. The string may be prepared in memory just before execution and the developer may never have seen the particular instance executing.

In the particular case of the Firefox browser, obtaining the string passed to the compiler involved manipulating the javascript runtime through the debug interface. The compiler provides notification of compilation (`onScriptCreated`) but not source compiled nor an indication of whether that source is from `eval()`, a `script` tag, or a browser generated source. To distinguish these cases it was necessary to set a breakpoint in the compiled code at program counter zero and, when the engine hit the breakpoint, examine the call stack heuristically. Ideally this approach would not be necessary, but it is worth noting that a debugger has this ability to create such un-conventional control flows.

Given the source string we need a unique identifier for it. Our initial implementation followed previous suggestions to encode the source string as a 'data:' URL[13]. The 'data:' URL is a valid input to various parts of the browser, making it attractive for this purpose and for small programs this approach was effective. However the performance of this implementation was unacceptably slow, probably because it more than doubles the memory required for source files and the encoding algorithm is not highly optimized.

We reimplemented the identifier computation in two ways. First, as described in Sec. 3.1, we look for a sentinel string at the end of the `eval()` string giving a user-defined value for the identifier; this can be used by, for example, to connect the compiled source to the download URL. Second, we use the browser's builtin MD5 hash computation function to create a 128 bit identifier very likely to be unique to the string. The built-in function for MD5 is highly optimized. The sentinel string methods works even if the developer modifies the source; the MD5 method works even if the developer does not or cannot add the sentinel string. These two combine to support the needs of most development use cases.

Attempts to apply the same solution to functions created by Javascript's `new Function` feature failed because the heuristics to access the source string became too complex. Additional support from the browser will be needed for that case.

Firefox also generates functions, for example, to implement 'click' event handler. These functions wrap an expression given within HTML markup. We support debugging these generated handlers by decompiling their Javascript bytecodes using a service provided by the Firefox Web browser API. We could have used this decompilation for the dynamic code. However the decompiled code has no comments, is reformatted, and has different line numbers from the original dynamic code. The user experience cannot resemble debugging normal source files.

4.2 Breakpoints on Errors

Error-selected source-code line breakpoints simply set a conventional source code breakpoint on the line indicated by the error message. Thus they are a user-interface short hand.

The break-on-next exception implementation relies on the Firefox engine's `onError()` method, called for every exception. When `onError()` is called we don't directly enter the

debugger's user interface code. Rather we call a method `breakNow()` which sets a break-cause object containing the error message and then executes a single Javascript statement `debugger;`. This triggers the JS engine to call our `onDebugger()` handler function. In this handler we examine the stackframes, skip frames from the debugger itself, then find the file and line number for the developer's frame. We pick up the break cause, position the source code view to the file and line, and pop up a bubble giving cause of the break, an error message in this case. The `breakNow()` function is used for many of our breakpoints to increase code reuse and ensure a consistency in the user experience.

4.3 Breakpoints on Network Events

Firebug intercepts network requests and responses to implement the Net panel view. On each event we compare the URL to a list of breakpoints; matches are further tested with conditional expression evaluation if required. Successful matches set the breaking cause object to the XHR event and call the `breakNow()` function described above.

4.4 Breakpoints on HTML (DOM Mutation) Events

The W3C DOM Events standard[12] implemented by Firefox supports DOM mutation events raised for each change in the DOM. The breakpoint implementation for the HTML panel simply adds listeners for each DOM mutation event and calls the `breakNow()` function described above.

4.5 Breakpoints on DOM Property Changes

Firefox supports a `watch()` method available for all objects. The method (if defined) is called whenever an object property value is set. The breakpoint implementation simply defines the `watch()` to call `breakNow()` as described above.

4.6 Breakpoints on CSS Style Rule Changes

No standard nor Firefox specific API supports notification of CSS changes. We implemented CSS breakpoints by inserting a shim API layer in the web page for every CSS-changing API call. For example, we define a new function for `CSSStyleDeclaration.prototype.setProperty()` that checks if this property has a breakpoint set. If so, the breaking cause is set to CSS property change and the `breakNow()` function is called. Whether or not we enter the breakpoint, we call the original function to complete the developer's intent.

A major complicating factor for this implementation is the requirements of Web browser security. The shim functions must be compiled into the Web page, but we cannot call `breakNow()` directly from the Web page. Therefore we must request `breakNow()` by raising an event on an element in the Web page. In Firebug, a listener for these events makes the actual function call. Because of this extra complexity, we did not deploy the CSS breakpoints in production versions of Firebug. We are currently working with the Firefox team to find a better alternative.

5. DISCUSSION

We added support for dynamic Javascript to Firebug in 2007. Based on bug reports, blog and newsgroup postings, the feature is effective and used. The "break on errors" feature has also been a part of recent version of Firebug, with a

different user interface control. Feedback from the “break on next error” feature indicated that it was both useful for many users, but also triggered too often for other users. Discussion of these problems led us to generalize the breakpoints as we report here.

The remaining breakpoints are only now available in Firebug. We do not as yet have objective evidence that these approaches are effective. We chose not to invest in an isolated user study of these features. As developers ourselves, we believe that the concept behind these breakpoints are compelling and a small scale user study would not add significant new information. To be correct, a user study requires developers to be skilled in the use of the breakpoints and yet it would require developers unfamiliar with the breakpoints as control subjects. These requirements conflict and they make any such study very time consuming.

On the other hand, since Firebug is widely used, we have an attractive alternative: measure adoption of the breakpoints. We anticipate being able to report on the adoption of these features early in 2010.

We chose Firebug as the base for our work on breakpoints for five reasons: 1) when we started our work it was the only Web debugger (other Javascript-only debuggers were available but they would have required much more work), 2) both Firebug’s entire source code and the source for Firefox’s debugging support code are readily available, 3) Firebug is implemented in Javascript, a well-supported and garbage-collected language easing development, 4) Firebug’s open BSD source code license allows unencumbered commercial redistribution helping us to support our work, 5) Firebug has an active developer and user community providing a ready source of feedback. After we started this work, web debuggers appeared for Opera (DragonFly) and Internet Explorer 8. (Web Inspector for Safari has features similar to parts of Firebug but no support for Javascript debugging). We believe that all of the techniques we describe here could be implemented in any of these other Web debuggers.

6. RELATED WORK

Existing debuggers, for example Eclipse, support source code breakpoints and breaking on exceptions. Eclipse’s break on exception supports breaking based on the type of the error object, while our break on next error has no such filter. The Java types are known in advance because of Java’s static typing, but of course the type of the actual error is not known until runtime. Once the error occurs, we support setting a breakpoint directly on the source line.

ZStep[8] supports integration of graphical objects and source code. Our approach is quite different since the Web page run time model allows any Javascript function to operate on any part of the page. This means that the binding of an object and the source is only meaningful during the function invocation. For that reason our integration uses breakpoints and re-running the code to find the connection.

As a specialized debugger, Firebug resembles debuggers for domain-specific languages[16]. However, the breakpoints we introduce here support higher-level graphical and network abstractions, not higher-level source-code abstractions. Firebug has domain-specific breakpoints but when they hit, you are in general purpose source code. On the other hand, the extensive integration of Javascript and HTML/CSS in the Document Object Model combined with Firebug’s integration of debugger views and the Web page blurs the line.

WhyLine[5] supports integration of graphical state and source code though queries into data created while running a program. The queries are generated by demonstration on the graphical user interface. When successful, this approach can lead directly to the source that caused the transition demonstrated. In our approach, multiple breakpoints might be hit before you find the one place in the source that causes the graphical change of interest; we mitigate this problem with conditional breakpoints. Our breakpoints have much less run time overhead and build on existing developer experience.

FireCrystal[11] records Web page and sequences of diffs to support a graphical time line view of the page. Sweeping along the time line can be used to navigate to a graphical transition visually. The transitions are connected to the code running at that point in the time line. Our approach is more “spatial” and causes minimal run time overhead, but broadly they should be quite complementary.

7. FUTURE WORK AND CONCLUSION

The breakpoints we have introduced here fit easily into the Firebug user interface and, consequently, the UI operations needed to set them are easy to explain to developers. There are cases where more complex solutions may be needed. For example, developers need to know why an element has the color “green” independent of whether that color came from CSS parsing, changes to element attributes (for example CSS `class` or `style`), changes to the structure of the document that caused new CSS rules to apply, or changes to the CSS rules themselves.

Firebug provides good tools to master “space”, both the 2D space of the Web page and the interface to the network. Our breakpoints help connect these spatial dimensions to the source code that modifies them. But breakpoints are intrinsically “at the wrong time”: developers set them then run the program to hit them at a later time. This limits the kind of immediacy of debugging advocated by Ungar et al.[15].

Omniscient Debugging[7], WhyLine[5], and FireCrystal[11] point to powerful new approaches to temporal issues in debugging. Omniscient Debugging records information while a program runs to support reversal of control flow, that is working backward in time. Recent improvements reduce the overhead of Omniscient Debugging from 100 times to more like 7 times[9]. Since Javascript event-handlers often complete in less than a second, real-time recording may be feasible even in Javascript and we still have the potential for more performance by implementing the recorder in the C++.

WhyLine requires similar recording but adds queries as a navigation solution. Finding ways to introduce Web developers to query based debugging would be an important step towards realizing the potential of these new techniques.

FireCrystal demonstrates some of the potential of trace recording integrated with graphical recording to address the “why is this green” question. Since it is implemented in Javascript, it provides a direct prototype for exploring the integration of trace based solution with breakpoint based solutions and for exploring how the developer community can become successful with the tracing solutions.

Debugging is a special challenge in highly dynamic graphical Web pages. We think our breakpoints are an important improvement and a first step towards providing much better

support for developers. There are many more steps needed and we hope this paper will encourage others to see that new debugging tools are feasible and exciting to create.

8. ACKNOWLEDGMENTS

The Firebug project is an open source project and we gratefully acknowledge inputs from many users and developers that shapes our thinking on these paper. We thank Prof. Eric Tanter, Prof. Brad Myers, Tessa Lau, Salman Mirghasemi, and Jeff Nichols, for timely and valuable suggestions on the paper.

9. REFERENCES

- [1] J. J. Barton and J. Odvarko. Firebug breakpoints demo, 2009. <http://getfirebug.com/doc/breakpoints/demo.html>.
- [2] J. Heuser. Just in time loader for javascript, 2007. http://www.felocity.org/blog/article/just_in_time_loader_for_javascript/.
- [3] J. Hewitt. Firebug: Web development evolved, 2007. <http://getfirebug.com>.
- [4] J. Hewitt. *DOM Inspector*, 2009. http://en.wikipedia.org/wiki/DOM_Inspector.
- [5] A. J. Ko and B. A. Myers. Debugging reinvented: asking and answering why and why not questions about program behavior. In *ICSE '08: Proceedings of the 30th international conference on Software engineering*, pages 301–310, New York, NY, USA, 2008. ACM.
- [6] A. J. Ko, B. A. Myers, S. Member, M. J. Coblenz, and H. H. Aung. An exploratory study of how developers seek, relate, and collect relevant information during software maintenance tasks. *IEEE Transactions on Software Engineering*, 32:971–987, 2006.
- [7] B. Lewis. Debugging backwards in time. In *Fifth International Workshop on Automated Debugging (AADEBUG 2003)*, 2003. <http://xxx.lanl.gov/abs/cs.SE/0309027/>.
- [8] H. Lieberman and C. Fry. Bridging the gulf between code and behavior in programming. In *CHI'95: Human Factors in Computing Systems*, pages 480–486. ACM Press, 1995.
- [9] A. Lienhard, T. Girba, and O. Nierstrasz. Practical object-oriented back-in-time debugging. In *ECOOP '08: Proceedings of the 22nd European conference on Object-Oriented Programming*, pages 592–615, Berlin, Heidelberg, 2008. Springer-Verlag.
- [10] J. Odvarko. Firecookie, 2009. <http://www.softwareishard.com/blog/firecookie/>.
- [11] S. Oney and B. Myers. Firecrystal: Understanding interactive behaviors in dynamic web pages. In *IEEE Symposium on Visual Languages and Human-Centric Computing*, 2009.
- [12] T. Pixley. Document object model (dom) level 2 events specification, 2000. <http://www.w3.org/TR/DOM-Level-2-Events/>.
- [13] J. Ross and B. Eich. Bug 307984 - line numbers in errors from evalsandbox are incorrect, 2005. https://bugzilla.mozilla.org/show_bug.cgi?id=307984.
- [14] J. Singer, T. Lethbridge, N. Vinson, and N. Anquetil. An examination of software engineering work practices, 1997.
- [15] D. Ungar, H. Lieberman, and C. Fry. Debugging and the experience of immediacy. *Commun. ACM*, 40(4):38–43, 1997.
- [16] H. Wu, J. Gray, and M. Mernik. Debugging domain-specific languages in eclipse, 2004.